

JEFFERSON COUNTY 4-H PROGRAM GUIDE



Jefferson County Extension Office
864 Collins Road | Jefferson, WI 53549

(920)674-7295
jefferson.extension.wisc.edu



UW-MADISON EXTENSION

WELCOME TO THE JEFFERSON COUNTY 4-H PROGRAM!

ALL enrollments will be online. Please visit the following website <https://v2.4honline.com/#/user/sign-in> to enroll or re-enroll in the Jefferson County 4-H program. If you do not have access to the internet, please call the Extension, Jefferson County Office at 920-674-7295 for more information on how to enroll.

Please refer to the table below for upcoming due dates for enrollment.

Enrollment Begins	September 8, 2025
Re-Enrollment Deadline	November 1, 2025
New Member Enrollment Deadline	March 1, 2026
Last day to add/drop a project	April 15, 2026

Please contact the Jefferson County Extension Office with any questions regarding deadlines. Also, please check with your local club regarding deadlines because some clubs have their own enrollment deadlines.

4-H MEMBER CLASSIFICATIONS

Please use the below table for descriptions of the 4-H membership classifications.

4-H Cloverbud	Cloverbuds is for youth in 5K to 2nd grade. Youth in this category may only enter in the Cloverbud project. Cloverbuds enroll online in the Cloverbud project and agree to the 4-H Member Behavior Agreement.
4-H Member	Membership is open to anyone in 3rd grade to one year out of high school. The membership year is October 1 – September 30. Members enroll online where they choose projects and agree to the 4-H Member Behavior Agreement.
4-H Leader	Any adult can serve as a 4-H leader. He or she will be need to complete volunteer training requirements in order to become a certified leader. A person does not have to be a parent or relative to serve as a 4-H leader.

4-H BASICS



4-H Emblem: The 4-H emblem is a green four-leaf clover with the letter H on each of the leaves representing head, heart, hands, and health. The 4-H clover is protected by federal code from the United States Congress.

4-H
Motto

**TO MAKE THE
BEST BETTER**



The
Four
H's



HEAD



HEART

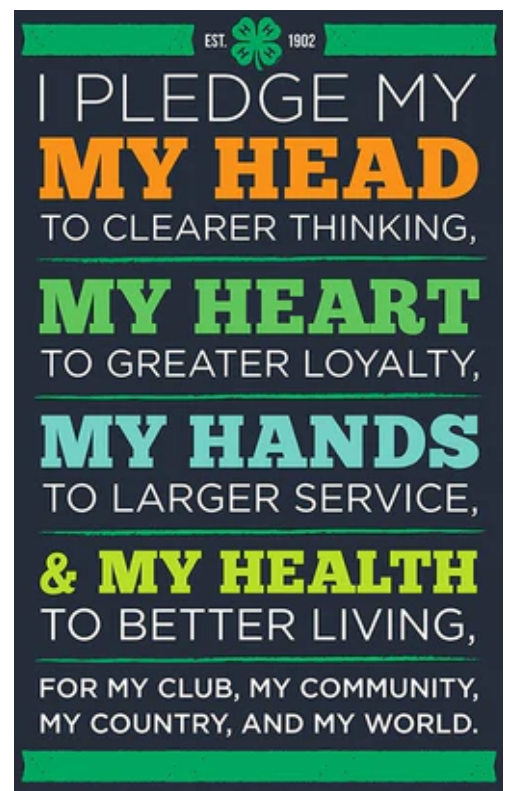


HANDS



HEALTH

4-H Pledge



WHAT IS 4-H?

4-H is a youth organization that provides opportunities for young people to learn new skills and contribute to their communities. Volunteer leaders collaborate with youth and Extension staff to conduct educational experiences. Professional leadership is given by the Extension staff of the University of Wisconsin-Madison, Division of Extension. Support for 4-H programs is a joint effort of local county government, the University of Wisconsin-Madison and the United States Department of Agriculture.

In 4-H, young people share, grow and learn together from various projects, events and activities in informal situations under the guidance of their families and other volunteer adult leaders. Members can choose projects that fit them and the places where they live. Group activities and events such as drama, trips, camps, fairs, shows and conferences provide additional learning experiences and opportunities.

4-H is open to all youth and adults regardless of their ethnic background, race, creed or ability. Most 4-H clubs have meetings once a month for the entire membership year. During these meetings, decisions are made about group-sponsored activities such as community service efforts, project opportunities and fundraising efforts.

Regardless of the structure, a 4-H group may involve families, neighbors, relatives and others. 4-H Members and Leaders have fun learning, working and succeeding together in the home, neighborhood and community.

WHY JOIN 4-H?

The program provides real life experiences for youth through a fun, action-oriented and practical educational program. 4-H also provides opportunities for parents and other interested adults to work with youth in their development.

In Wisconsin, 4-H Clubs and Groups offer youth members the opportunities to:

- Develop positive relationships with peers and adults;
- Be actively involved in their own learning;
- Contribute as active citizens through community service and leadership;
- Develop skills that will help them succeed;
- Recognize, understand and appreciate others;
- Have fun!

Through 4-H, youth members develop and practice important life skills. They will:

- Develop an inquiring mind and desire to learn.
- Make decisions and solve problems.
- Relate to and work with other people.
- Develop a concern for their community and the people in it.
- Build self-confidence.
- Accept responsibility.
- Develop and test life skills in a safe and supportive "real world" environment.
- Become actively engaged in their communities and better informed about local issues.
- Prepare for the world of work through direct experience with projects and activities that correspond to future career opportunities.
- Experience success in a non-formal learning environment.

WHAT MAKES 4-H DIFFERENT?

4-H is unique because it is the only youth organization tied to the research base of our nation's land-grant university system. This connection allows the University of Wisconsin-Madison, Division of Extension staff, and the volunteers they work with, to receive training based on the most up-to-date research on youth development theory and practice.



WHO OWNS 4-H?

4-H is a public organization owned by the USDA - United States Department of Agriculture. 4-H is part of the University of Wisconsin-Madison, Division of Extension. The University, USDA, the National 4-H Council, and the Jefferson County government sponsor it jointly. The University provides faculty, staff leadership and resources. Extension educators and county coordinators join with a strong corps of adult and teen volunteers to conduct local programs. Private support forms a partnership with public funds to support Wisconsin 4-H.

WHO CAN JOIN 4-H?

4-H is open to all youth in 5K through one year after high school regardless of race, color, sex, creed, disability, religion, national origin, ancestry, age, sexual orientation, pregnancy, marital or parental status.

HOW MUCH DOES 4-H COST?

Member's fees are as follows:

- \$20 to Jefferson County (this funding goes into the Jefferson County Extension budget for programming and supplies)
- \$10 to Leader's Association to cover scholarships and educational expenses

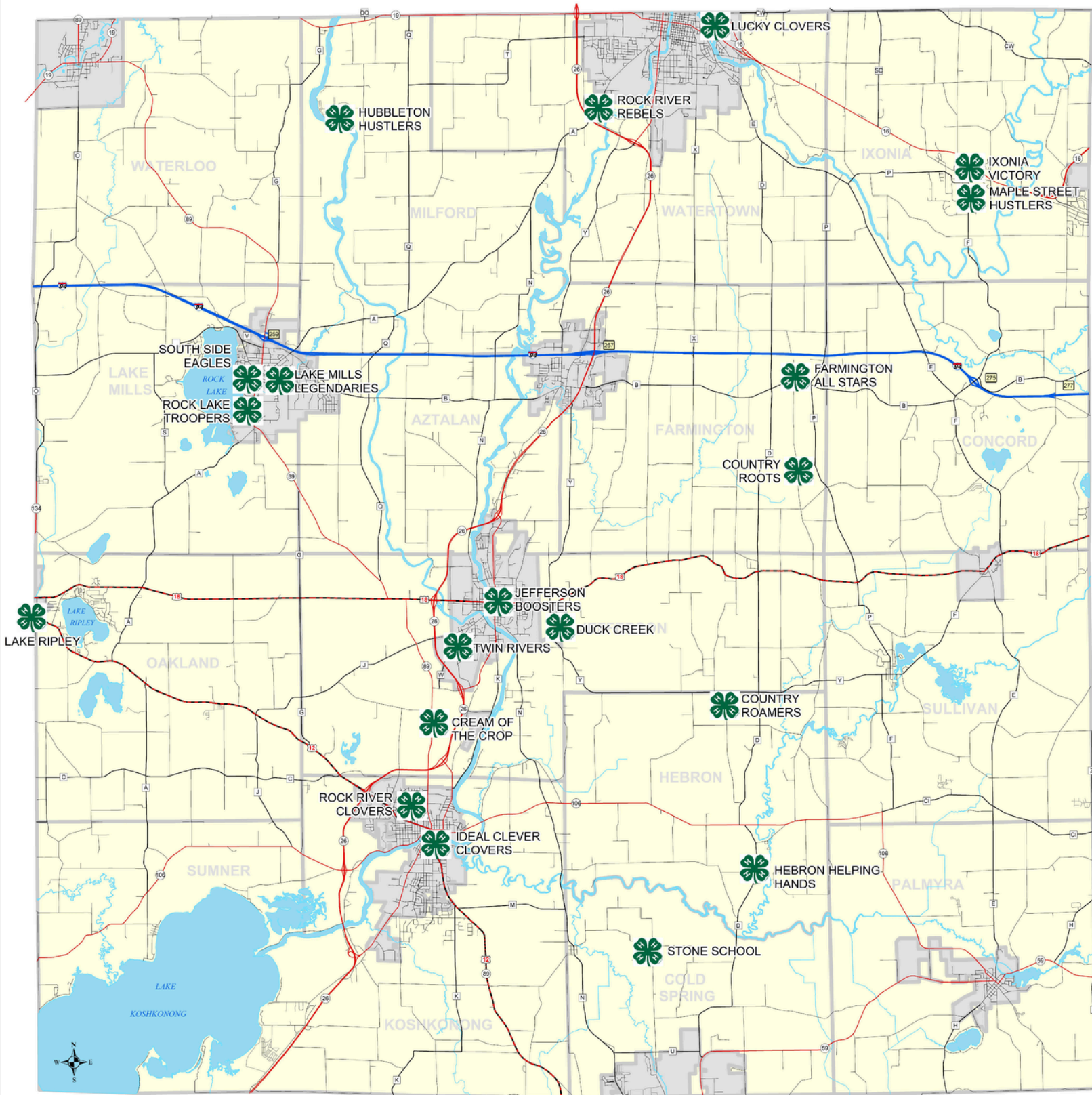
Some clubs may cover the cost of these enrollment fees through fundraising efforts. Clubs may also charge additional fees to cover local activities. Please check with the club leader to learn more about what each club charges for participation.

Additional fees may apply for 4-H workshops, camps, projects, or programs that youth can choose to participate in.

In the event that a member or volunteer is unable to pay the club enrollment fee or a specific program fee, please contact the Jefferson County 4-H Office. There are scholarships available to those who contact the office. The Jefferson County 4-H Youth Development Program is open to all regardless of the ability to pay.



4-H CLUBS BY LOCATION



JEFFERSON COUNTY 4-H CLUBS

It is recommended to contact the leader of the club(s) you are interested in for more detailed information on club activities, events, meeting locations & times, etc.

Club	Club Leader	Club Meetings
Country Roamers	Pam Drewek 920-397-0087 gdrewek@yahoo.com Kate Osborn 414-792-0144 kfjosborn@gmail.com	2nd Sunday of the Month 4:00pm Drewek Home, N3573 Haas Road, Jefferson, WI
Country Roots	Jenny Statz 920-988-8402 thestatzs@gmail.com Angie Lemke 414-870-2269 angielemke@hotmail.com	Varies Usually, Odd Months - 2nd Sunday of the Month 5:30pm Even Months - 2nd Monday of the Month 6:30pm
Cream of the Crop	Megan Lundy 920-650-1966 megansthequeen@hotmail.com	3rd Sunday of the Month 1:00pm Lundy Home, N3384 State Road 89, Jefferson, WI
Duck Creek	Brett Hart 920-674-4963 bhart@waukesha.k12.wi.us	2nd Thursday of the Month 6:30pm St. Coletta Cabin, 434 County Road Y, Jefferson, WI
Farmington All Stars	Nicole Wagner 414-881-3983 farmingtonallstars4h@gmail.com	1st Tuesday of the Month 6:30pm Farmington Town Hall, N6468 S Farmington Road, Watertown, WI
Hebron Helping Hands	Josie Kincaid 920-723-7001 josie7001@gmail.com	1st Monday of the Month 7:00pm Hebron Community Center, N2313 County Rd D, Fort Atkinson, WI
Hubbleton Hustlers	Annie Horack 815-762-3054 hubbletonhustlers@gmail.com Willard Morris 920-253-8327 willardmorris@outlook.com	1st Sunday of the Month 4:00pm Morris Farms, W6134 County Rd T, Watertown, WI
Ideal Clever Clovers	Kim Kreger 920-723-1191 kimberly.kreger@charter.net Gwen Turrittin-Johnson 920-728-3082 butchysue53190@yahoo.net	3rd Saturday of the Month 10:30am Dwight Foster Public Library, 209 Merchants Ave, Fort Atkinson, WI
Ixonia Victory	Lisa Small 920-285-7204 lisasmall2001@gmail.com Cheryl Splinter 262-490-3039 splinterdc@yahoo.com	1st Monday of the Month 6:30pm Ixonia Town Hall, W1195 Marietta Avenue, Ixonia, WI
Jefferson Boosters	Deb Ebel 715-563-2986 debebel2014@gmail.com Emilie Shoop 309-473-3083 eshoop@gmail.com	2nd Sunday of the Month 6:00pm Immanuel United Methodist Church, 201 E Racine Street, Jefferson, WI
Lake Mills Legendaries	Rachael Davies 920-945-0375 rroglitz@yahoo.com	1st Tuesday of the Month 6:30pm Lake Mills Methodist Church, 271 E Prospect Street, Lake Mills, WI
Lake Ripley	Joy Brattlie 608-220-3933 joy.brattlie@yahoo.com Laura Evenson 608-931-4082 jlevenson@gmail.com Becky Mehringer 920-220-1026 rebecca.mehringer@gmail.com	3rd Sunday of the Month 6:30pm Amundson Community Center, 200 Spring Street, Cambridge, WI
Lucky Clovers	Rebecca Palacios 262-220-5195 becca.palacios@smlswatertown.com	Meeting Times Vary Watertown Public Library, 100 S Water Street, Watertown, WI
Maple Street Hustlers	Stacey Sauer 262-443-9369 staceymgriswold@gmail.com	2nd Thursday of the Month 6:30pm Ixonia Town Hall, W1195 Marietta Avenue, Ixonia, WI
Rock Lake Troopers	Melissa Gross 920-988-7583 melgross43@gmail.com	1st Monday of the Month 6:30pm Lake Mills Legion, 129 S Main Street, Lake Mills, WI
Rock River Clovers	Kylene Anderson 608-235-1146 kecook@uwalumni.com Amber Buckingham 920-723-2733 amberbuckingham84@gmail.com Karen Gefvert 608-617-2772 gefvertk@gmail.com	1st Wednesday of the Month 6:30pm Rockwell Elementary School, 821 Monroe Street, Fort Atkinson, WI
Rock River Rebels	Jean Doherty 414-881-0715 kijnmdoherty@gmail.com	Varies
South Side Eagles	Carol Eck 920-723-0642 caroleck1@hotmail.com Christi Beeney 920-988-8694 christi.beeney@lakemills.k12.wi.us	2nd Monday of the Month 7:00pm Lake Mills Legion, 129 S Main Street, Lake Mills, WI
Stone School	Heather Reu 262-812-3236 mhreu23@gmail.com	1st Sunday of the Month 6:00pm Cold Spring Town Hall, N1409 Fremont Road, Whitewater, WI
Twin Rivers	Will Jacobson 920-723-1773 bearscents@rocketmail.com	2nd Sunday of the Month 1:00pm Jefferson County Extension Office, 864 Collins Road, Jefferson, WI

WHAT IS A 4-H CLUB?

A 4-H club is a group of youth and adults who meet on a regular basis and together practice positive youth development and cooperative learning.

4-H Clubs strive to create, within their group, a quality learning environment that gives members a chance to be an active part of the decision making process; values and respects the voices of all; provides members an opportunity to reflect on and demonstrate their learning; connects members to their community through service; encourages the development of positive relationships with peers and adults; is welcoming and accessible to all; celebrates individual and group achievements; challenges youth to establish and meet individual goals; and provides for the physical and emotional safety of all.

QUESTIONS TO ASK RIGHT AWAY WHEN JOINING A CLUB:

- Who is the adult organizational leader and how do I contact them?
- When, where, and how frequently does the club meet?
- How does the club handle fees? Do they charge fees in addition to the Jefferson County 4-H Leaders Association enrollment fees?
- What are the club goals and planned activities for the year?

WHAT HAPPENS AT A 4-H CLUB MEETING?

A 4-H club meeting is run by youth leaders or youth officers. The meetings usually include three types of activities.

- **Business/Group Decisions:** This is where youth get to practice democracy in action. Members learn how to express themselves in a group, listen to the views of others, come to a decision either through consensus or parliamentary procedure, and abide by majority rule.
- **Group Building/Recreation:** A variety of activities add enjoyment to the meeting. This could include icebreakers, organized games, refreshments, and celebrations.
- **Education:** "Learning by doing" is one of the key elements of 4-H. Youth can do demonstrations at club meetings to teach skills to others. Clubs may also bring in guest speakers or do service learning activities.


WHAT IS EXPECTED OF A 4-H FAMILY?

4-H Youth

- Complete your enrollment steps through wi.4HOnline.com as soon as possible.
- Participate in club meetings, events, and service projects.
- Set and strive to complete 4-H goals.
- Help to share your knowledge with other club members.

4-H Parents & Caregivers

- Advise your child in the selection of projects.
- Show your interest and enthusiasm for the projects they selected.
- Help guide your child with their projects, but do not do it for them.
- Assist your child in getting to meetings or other events. Parents and caregivers are encouraged to attend local club meetings and county-wide events with their children.
- Be informed by reading the 4-H information sent to your family and asking questions when unclear.
- Ask for a copy of your club's bylaws and constitution or operating guidelines and yearly calendar of events.
- Be a role model of a good sport so that children will learn to celebrate and appreciate the successes of others.
- Check the Jefferson County Extension 4-H website for the latest updates on 4-H programs and opportunities.
- Volunteer to assist with club events and activities when possible.



HOW DO YOU BECOME A VOLUNTEER?

Volunteers are the key to successful experiences for 4-H members. Adults who volunteer also reap the benefits of interacting with youth and other adults. There are many ways adults and older youth can participate as volunteers. Volunteers might share knowledge and skills gained through work or hobbies or chaperone at camps and retreats. Many opportunities arise throughout the year. Check with your club leader or the Extension Office for specific information.

All 4-H Youth Development staff and adult volunteers are required to be trained and screened for the protection of our youth and volunteers.

Screened and trained volunteers are covered under the University of Wisconsin-Extension liability insurance, as long as they are acting within the scope of their duties as a volunteer.

WHO IS INVOLVED IN THE JEFFERSON COUNTY 4-H COUNTY PROGRAM?

Leaders Association Board of Directors: The Board of Directors consists of the elected officers and representatives from the 4-H Leaders Association. The board meets in September, November, February, April and June to develop and implement policy and program direction. It works in cooperation with the 4-H Program Educator and Extension 4-H Program Area.

Countywide Project Leader: Some projects are led at a county level because they require special trainings or knowledge of a certain subject matter. Countywide project leaders offer project meetings for anyone in the county, not just within a specific club.

Key Leader: A key leader is someone who has specialized knowledge in a particular subject. They serve as a resource for other leaders. They may plan events to train leaders and members. They are similar to a countywide project leader, but may or may not host countywide events or meetings.

4-H Program Educator: The professional who guides, teaches and administers the 4-H program. This educator is responsible for teaching youth development concepts, providing research, knowledge and resources to the people of Jefferson County. The 4-H Program Educator is an employee with the University of Wisconsin-Extension.

OTHER WAYS YOU CAN GET INVOLVED:

4-H Jr. Leaders: This organization is for any 4-H member in 6th grade and up. The Jr. Leaders work together to plan fun social outings for members and educational activities for Cloverbuds. The social outings are planned around the interest of the members.

Project Youth Leader: If you have been active and enrolled in a project for a number of years or have an advanced skill set in a particular project, consider signing up as a Youth Leader. Youth Leaders assist project leaders in developing meeting plans and help other youth in the project as needed.

4-H Leaders Association: This organization is for all enrolled adult and youth leaders in the Jefferson County 4-H program. This group sets policy for the organization, is responsible for fund development, and works to build and support the quality 4-H program to meet the needs of its youth members. The Association meets in August, October, March and May.

4-H Program, Project or Special Events Committees: Multiple county level committees of volunteer youth and adults meet to determine the specific needs of a project or activity. Committees plan and conduct 4-H educational trainings, workshops, activities and contests. 4-H project leaders and members are encouraged to join committees that interest them.



4-H AWARDS & RECOGNITION

Achieving 4-H Members – Year Pins

Members who successfully complete a 4-H year are those who complete all of the requirements of club and county membership. Refer to the bylaws of your club and the Jefferson County 4-H Leaders Association for clarification. In addition, specific projects may have special requirements that must be met for members to achieve in that project. Consult your project leader and the specific project handbooks and bylaws that may exist. All achieving members may receive a 4-H pin at the end of the year to signify successful completion of the 4-H year. The University of Wisconsin-Extension office supplies the pins for years 1, 5 and 10, etc. Clubs or families take responsibility for additional years of participation.

Recommendations for rewarding 4-H year pins as established by the Jefferson County 4-H Leaders Association include:

- Be an active 4-H member.
- Enroll in and successfully complete 4-H projects.
- Complete and submit a record book to your local club.
- Read the 4-H Family Newsletter and be aware of upcoming events.
- Be active in club and county activities and events.
- Complete what you have started.
- Strive to make the best better and to achieve to the best of your ability.
- Exhibit and actively participate in Jefferson County Fair.

Clover Awards

Clover awards recognize and encourage participation by members in the many projects, activities and events offered through their club and by the county and state 4-H program. Members record points on the Clover Awards form. There are 5 levels of recognition, which take about 2 years each to complete. These levels are the green, bronze, silver, gold and emerald awards. The forms are available through the Extension office or on the county website. After completion they are due to the EXT Office by September 1. Visit <https://jefferson.extension.wisc.edu/4-h-youth-development/4-h-record-books/> for a Clover Award Application.

4-H Project Awards

Project Awards are offered in ANY project area that you enroll in at the beginning of the 4-H year. You can apply for Project Awards in three project areas per year, but are only able to receive two awards per year. Project awards will be presented to members who have reached their project goals, gained knowledge and skills, and have shown leadership, growth and achievement within a project. Visit <http://jefferson.uwex.edu/4-h-record-books/> for an application form.

4-H Key Award

The Key Award is the highest award given to a Wisconsin youth member in 4-H. It recognizes leadership, service and citizenship in youth leaders. Key award applications must be in 10th grade with 3 years of 4-H membership and one year of youth leadership. This award is intense and may take more than one year to complete. Visit <https://jefferson.extension.wisc.edu/4-h-youth-development/4-h-record-books/> for an application form.

Friend of 4-H Award

This award is presented to an individual or group who has shown outstanding service and support for the Jefferson County 4-H program. Nominations can come from 4-H members, leaders, families or clubs.

Trip Scholarship Application Form

Trip Application Forms are filled out for members who are interested in attending state and national trips as they are offered. An additional interview may be required to participate in select leadership workshops and trip experiences. Find a list of experiences here: <https://4h.extension.wisc.edu/opportunities/statewide-events-and-opportunities/>

Visit <https://jefferson.extension.wisc.edu/4-h-youth-development/trip-awards/> for an application form. The application is the same for all trips.

Scholarships

The Jefferson County 4-H Leaders Association annually awards scholarships to 4-H graduates for their educational experiences beyond high school. Special applications are available at the Extension office and are due March 15th by 4:00pm.

4-H ACTIVITIES & EVENTS

National 4-H Week

The first full week in October is National 4-H Week. It is a time to recognize and promote 4-H across the country. Each year a theme highlights the week. October 5-11, 2025

Family Project Learning Day

4-H members and adult family members can discover new project areas or learn new skills when they take part in sessions of their choice at Family Project Learning Day. Sessions in the past have covered a wide range of projects, from cake decorating to goats.

Pizza & Pie Fundraiser Sale

The month of September is the time for selling pizzas and pies. This is the Leaders Association's annual fundraiser. Each club will receive money per item sold. Delivery is in November.

Awards Recognition Celebration

This event usually takes place in the fall before the new 4-H year begins. It is time to recognize adult and youth leaders for their special contributions to the Jefferson County 4-H Program. Recognition is given for length of service, outstanding contributions, exceptional leadership, clover awards, record book awards, project awards, trip awards, key awards, dairy promotion and community service.

Poster & Speaking Contest

4-H members compete in grade categories by entering posters and speech presentations based on the annual special emphasis theme. Special awards and recognition are awarded.

Jefferson County Fair

The county fair is held in July and provides an opportunity for all 4-H members to exhibit their project work, teach and mentor others, and participate in family fun. July 8-12, 2026

Often the County Fair serves as the high point of the year for 4-H members and families. The county fair provides an opportunity for 4-H members to exhibit and display the items that demonstrate what they have learned through their project meetings and experiences over the enrollment year. Fair provides an opportunity for judges to evaluate the 4-H projects.

The fair is one of the many opportunities that 4-H members can participate in as part of the Jefferson County 4-H program. Please note that in Jefferson County the fair is NOT run by the Extension Office or the Jefferson County 4-H program. The Jefferson County Fair Park (and Fair) is a Department within Jefferson County government managed by an appointed committee of elected supervisors. Fair Park hires the superintendents for the week, establishes schedules and timelines, makes fair related rules, handles all fair enrollment procedures, hires the fair judges and regulates how rules and guidelines are followed during the fair. 4-Hers need to enroll in projects in 4-H Online by April 15th to enter in the fair. Additionally, you do not have to exhibit at the Fair to be in 4-H.

Fair entries are monitored by the Fair Park Office. All entries are submitted through their online system. The Extension Office and the 4-H program do not have access to the program. Enrolling in 4-H through 4-H Online (wi.4honline.com), which is what you do to join 4-H at the beginning of the year, is not the same as registering for the County Fair. Please be sure to attend your 4-H club meetings to get updates on the Jefferson County Fair and how to enroll to exhibit at the Fair.

The Jefferson County Fair Park can be reached at 920-674-7148 or through e-mail at fair@jeffersoncountyiwi.gov. They can answer any fair related questions you might have. Make sure to submit your email [here](#) for the most up-to-date information on the Jefferson County Fair.

Cloverbud Day Camp

This summer day camp experience for Cloverbuds is full of games, crafts and special activities. Jr. Leaders, trained as counselors, plan, organize and facilitate the day camp. The camp is usually held in July or August.

Wisconsin State Fair

The state fair is held in August in West Allis. There are opportunities for 4-H members to participate in state fair events or have their project exhibited.

4-H Camp

Summer camp is held at Camp Upham Wood in Wisconsin Dells. Counselors and Youth Camp staff plan and carry out the camp experience for campers in third through eighth grade. Campers participate in campfires, skits, nature hikes, swimming, crafts, fishing and much, much more. Stay updated with camp news by reading the Weekly Clover Connection and Monthly Newsletter.

4-H Record Books

The 4-H program has a long history of record keeping. The focus reflects the importance of this life skill in our daily lives. In 4-H, young people have tracked their activities, events, profits and losses, skill development and learning experiences, and much more using the iconic 4-H Record Book. In addition to record keeping, the 4-H Record Book gives members an opportunity to reflect on their year, measure their achievements and growth, set goals, and develop plans to meet those goals.

It is encouraged that all 4-H members complete a record book. Some clubs have record book requirements at the club level. Encourage your 4-H members to work on their record books throughout the year. Some projects have additional requirements; consult your project leader for additional information.

4-H Record Books should be filled out completely and accurately. Parents may oversee the member's work, but it is best if the member does his or her own writing. To be considered for Record Book Awards youth must turn their Record Books in by September 1st by 4:00pm to the Extension Office. Check with your club for other club deadlines.

Visit <https://jefferson.extension.wisc.edu/4-h-youth-development/4-h-record-books/> for record book guidelines.

Cloverbud 4-H members also fill out a 4-H Record Book. An age-appropriate record keeping system for Cloverbuds can be found at the following web address <https://jefferson.extension.wisc.edu/4-h-youth-development/4-h-record-books/> or by contacting the Extension Office.

4-H COMMUNICATION

4-H Family Newsletter

The 4-H Family Newsletter is a source of information for families to learn about opportunities, activities and workshops, deadlines, and other information about Jefferson County 4-H. Leaders, members and Extension staff may submit articles. The newsletter is emailed out to families monthly and is available online.

4-H Calendar

The Jefferson County Extension maintains a 4-H Google Calendar. All events for the upcoming year are posted on the calendar. When Extension Office is notified of an event it is uploaded to the calendar. Please refer to this calendar for your 4-H activities, events and project meetings. The calendar can be found at this link or at <https://jefferson.extension.wisc.edu/4-h-youth-development/>. If you have an event to add, please send on email to the Extension Office.

Weekly Clover Connection

The Clover Connection is sent via email through 4-H Online each week usually on Mondays. The Weekly Clover Connection includes important information for the upcoming week. Please watch for the Clover Connection each week to be informed of important changes.

Social Media

You can find Jefferson County 4-H on Facebook. This social media platform will be used to help update members about important events in 4-H and any upcoming changes. Jefferson County 4-H also highlights the cool things our 4-H members are doing through social media.



4-H PROJECTS

A 4-H project is an area that you want to learn more about during the year. There are projects on just about any topic you would like to study and explore, from art to woodworking, from computers to rabbits, from clothing to small engines.

Don't forget to check out the project pages on the Wisconsin 4-H Web Site at <https://fyi.extension.wisc.edu/wi4hprojects/>. On these pages, you'll find descriptions for statewide projects, Internet resources and links of interest, county fair exhibit suggestions, state specialist contacts and other suggested 4-H resources.

And remember, you'll learn more than "subject matter" as you complete your projects. You'll learn many life skills that you'll use every day of your life, such as, understanding yourself, communicating better, solving problems, making decisions and working with others. Good luck with your project selections. Have a great 4-H year!

Please notice that each project highlighted in blue means that it is linked to the state 4-H website. By clicking this project, it will take you straight to that project's state website where you will be able to view online literature resources for your project.

What are 4-H Projects?

A 4-H project is what a 4-H youth member chooses to learn about. There is a 4-H project for everyone. If you have a special interest in something and it is not a current 4-H project, you can direct yourself in the self-determined 4-H project. 4-H projects are big concepts like Arts and Crafts or Photography. A 4-H member will take specific exhibits to the fair.

Expectations:

Cloverbuds (5-year-old kindergarten through second-grade youth) enroll in the Cloverbud project.

Members (third grade and higher): Enroll in at least one project each year and complete the records for that project as part of their record book.

Project Leaders

- Ideally, each 4-H club will try to locate a project leader when there are 3 or more youth members enrolled in a project. Select projects will also have countywide leaders or offer sharing among clubs when a leader cannot be found.
- If you do not know who your project leader is or would like to find out if a project leader exists in a neighboring club or at the county level please do not hesitate to contact the Extension Office.
- Watch the 4-H Family Newsletter for countywide project offers or events related to projects that you are enrolled in.
- It is highly suggested that a project leader hold a minimum of 4 meetings.

Parents should attend project meetings to learn how they can support, but not do, project work for their child! **The 4-H youth - learn by doing!**

How to Select 4-H Projects:

Make a list of the things you like to do or want to learn more about.

- Talk over your list with your parents, leaders and friends. They may recognize some special things you are good at that you don't even realize you do well.
- Then compare your list with the projects described in this guide.
- Ask yourself if you have the equipment, money and time to do the projects that sound interesting. If this is your first year in 4-H, concentrate on doing only two or three projects well.
- Projects without a listed leader are self-guided experiences. If you need a more guided experience, choose a project with a leader or contact the Extension Office for more formal curriculum.



COUNTYWIDE PROJECT LEADERS

Below is a list of the current Countywide Project Leaders for Jefferson County. These leaders hold supplemental meetings for the various projects they are in charge of. Please watch the monthly newsletter for meeting dates. For more information about the countywide projects please contact the below Project Leader for more information.

Clothing

Kim Kreger | 920-723-1191

Dairy

Bill Uecker | 920-285-9125

Dogs

Kate Anderson | 920-723-3614

Gardening/Plants

Sharon Schweitzer | 920-650-7110

Horse & Pony

jchpchair@gmail.com

Junior Leaders

Alyssa Jaquith | 920-723-9039

Lego

Charles Johnson | 920-342-9783

Livestock Projects

Justin Thom, Chair | 262-401-1313

Natural Sciences

Sharon Schweitzer | 920-650-7110

Poultry

Joy Brattlie | 608-220-3933

Rabbits


Joy Brattlie | 608-220-3933

Rocketry

Brett Hart | 920-674-4963

Shooting Sports

David Saxby | 920-988-2542



ANIMAL SCIENCE - LARGE & SMALL ANIMALS

Project	Description	County-Wide Project Leader
<u>Beef</u>	In the beef project you can learn how to select market quality animals, select proper feed, identify different beef breeds, and gain herd management skills. You will also have the chance to learn about carcass value on market beef. This project is filled with many hands-on activities.	Livestock Committee
<u>Cats</u>	Through the cat project you will learn how to select a cat, identify cat breeds, name the parts of a cat, handle and groom a cat, care for its health, and create a budget.	
<u>Dairy</u>	The dairy project is a fun way to learn about the management and care of dairy cattle. Project members will learn the various dairy breeds and anatomy of dairy cattle; as well as selecting desirable traits and how to fit and show a calf.	Bill Uecker 920-285-9125
<u>Dogs</u>	Project members learn the basic skills for dog care and training, discover different dog breeds and study and identify dog anatomy.	Kate Anderson (920)723-3614
Goats	Project members can enroll in either dairy goats or meat goats . Generally, through the goat project members will learn various breeds of goats, anatomy of goats, and general management practices. - Dairy Goats : Project members will learn how to select dairy goats and about the milking procedure in dairy goats. - Meat Goats : Project members will learn how to select meat goats and learn the carcass value of meat goats.	Livestock Committee
<u>Horse</u>	Project members will learn horse behavior and terms, study the breeds and identify body parts, and saddle, groom, and bridle your horse. Project members will also learn horse safety and horse selection.	Send questions to jchpchair@gmail.com
Horseless Horse	Through the horseless horse project, members do not need to have a horse. They will be matched with a buddy who owns a horse. They will learn horse behavior, body parts, and other components of the project without a horse.	Send questions to jchpchair@gmail.com
<u>Llamas & Alpacas</u>	Youth will be exposed to and learn the following aspects working with llamas and alpacas: handling and showing basics and care and basic requirements of raising healthy camelids. Youth will also gain understanding and participate in projects related to the values associated to owning llamas and alpacas: fiber arts, packing, companion and public relations and guardians.	
<u>Pocket Pets</u>	Youth will learn about various small animals such as fish, caviies, gerbils, chinchillas, ferrets and parrots.	
<u>Poultry</u>	Youth can enroll in poultry, poultry market and poultry non-animal. - Poultry is for youth exploring non-market birds such as ducks, bantams, geese, or turkeys. - Poultry Market is for youth exploring market birds such as chickens, ducks, geese, or turkeys. - Poultry Non-Animal is designed to learn about poultry science or egg production without owning the animal.	Joy Brattlie 608-220-3933
<u>Rabbits</u>	Project members will learn about selecting and handling rabbits, identify rabbit breeds and body parts, as well as explore health issues and feed.	Joy Brattlie 608-220-3933
<u>Sheep</u>	The sheep project allows members to identify sheep breeds and body parts, observe sheep behavior, and identify uses of wool and other by-products. Project members will learn how to select desirable sheep and how to fit and show sheep.	Livestock Committee
<u>Swine</u>	Enjoy learning about different swine breeds, anatomy of swine, and how to select the correct feed for swine. Also, in this project members will have a chance to practice judging market hogs.	Livestock Committee
<u>Veterinary Science</u>	Learn different breeds of animals, interpret animal behavior, identify feed nutrients, describe animal life changes and systems, create health records for your animal, conduct food safety experiments, consider animal welfare, and many more.	

Other projects in this area include: cage birds, caviies, exotic animals, pygmy goat and tropical fish.

ARTS & COMMUNICATIONS

Project	Description	County-Wide Project Leader
Arts & Crafts	Through the Arts & Crafts project, members can learn art through cutting, pasting, drawing, sculpting, and constructing with fibers. Also, members can explore art techniques and art history.	
Block Printing	Design and cut blocks from different materials, print designs on cloth and paper and create your own original designs.	
Clowning	Discover the history of clowning, develop your own character and design your own makeup, costume and props.	
Communications	The communications project is designed for youth interested in demonstrations and public speaking. Through this project youth engage in non-verbal, verbal & written activities. Youth will learn to become confident communicators.	
Creative Writing	Dive into creating expressions and different language mechanics. Stimulate your creativity and self-expression by writing what you want. Also, expand on your joy of book reading.	
Drawing & Painting	Learn to draw with pencil, chalk, crayon, etc.; learn to blend and shade; make surface rubbings; paint with watercolor, oil and acrylics; mix colors; mat and frame your artwork.	
Juggling	Learn to select the right juggling ball and learn 3 steps to basic juggling.	
<u>Leathercraft</u>	Learn about the characteristics and uses of leather, use tools and equipment, make patterns and original designs and explore various leathercraft techniques	
Metal Enameling	Try enameling earrings, pins and other jewelry, learn to attach fasteners and create original designs and patterns.	
Music	Through this project you will gain a greater appreciation for music. You will learn to listen, perform, and compose types of music. Also, teach others and make instruments.	
<u>Photography</u>	Project members will learn proper use of cameras, lighting techniques, and how to shoot photos that tell a story. You will also have the chance to life photos and portraits.	
Speaking	Plan, practice and present an effective speech, gain confidence in public speaking and plan, practice and present an effective demonstration	
Theatre Arts	Learn how to study acting, movements, voice and speech. Look at different puppeteer techniques as well as learn the art of costumes.	
Videography	Learn how to make videos, edit videos, and adjust lighting. Learn the art of storytelling. Experiment with camera handling and editing.	

Other projects in this area include: art in your future, books on the move, celebrate art, collections, computer graphic design, demonstrations, sign language, dance, puppetry, basketry, beadwork, calligraphy, candle making, ceramics, collages, creative cross stitchery, decorative boxes and wreaths, decoupage, fiber arts, flower crafts, folk arts, glasswork, handmade dolls, jewelry making, liquid embroidery, macramé, mosaics, ornaments, needlepoint, paper art, plastercraft, posters, fuzzy posters, pottery, primitive art, print making, rock art, rubber stamping, rug hooking, scrapbooking, sculpt clay, soap carving, soap making, stencil painting, string/wire art, stuffed animals, tie dying, weaving, wearable art, wood art and wood burning.

COMMUNITY INVOLVEMENT

Project	Description	County-Wide Project Leader
<u>Civic Engagement</u>	Discover and discuss public issues and plan a project to change or improve your community.	
International Programs	Explore the world around you through maps and other research methods. Explore your family heritage through creating family trees.	
Latino Cultural Arts	Understand the Latino culture by exploring traditional art, make Latino instruments, jewelry, weavings, murals, etc. and celebrate Latino holidays, sample foods and tell stories.	Jefferson County Extension Office
<u>Self-Determined</u>	This project allows members to learn on their own. They have the chance to create their own project or expand on an old one. They can select a project, develop a plan, and identify resources.	
Service Learning	Through this project youth learn to give back to their community, reflect on their experiences, identify community needs, plan a service project and execute the idea.	
Youth Leadership (Junior Leaders)	Youth have the chance to practice effective communication skills, set goals, resolve conflicts, plan a group event, and explore how leaders are different.	Alyssa Jaquith 920-723-9039

Other projects in this area include: ambassadors, history & heritage and special emphasis.

FAMILY, HOME, HEALTH

Project	Description	County-Wide Project Leader
Clothing	Project members have the chance to learn how to sew different projects, how to select different patterns, and how to use different sewing tool and techniques.	Kim Kreger 920-723-1191
Consumer Savvy	Youth will learn the importance of being a good consumer. They will learn the difference between wants and needs, how to write a savings and spending plan as well as personal financing.	
Entrepreneurship	Explore businesses, products, marketing techniques, and pricing methods. Also, create your own business plan and create your own business.	
<u>Food Preservation</u>	Learn the basics of preserving food safely; use UW-Extension Safe Food Preservation Series.	
<u>Foods & Nutrition</u>	Learn how to eat and cook simple foods. Learn the basics of cooking as well as techniques to make you a better cook. Understand how to change recipes and find reduced fat content recipes.	
<u>Health</u>	Project members can practice first aid skills, assemble first aid kits, explore hygiene, and design personal fitness plans.	
Home Environment	Project members can learn about home care, how to make small home decorative items, learn the principles of home design, restore furniture and focus on the details of home design.	
Intergenerational Programs	Learn to understand older people better, let them share their stories and experiences and explore what happens as you grow older.	
<u>Knitting</u>	Discover what to consider when buying yarn or tools, learn knitting & finishing techniques, correct knitting errors and learn how to care for your knitted items.	
Personal Finance	Learn different money management skills, learn how to live on budget, understand wants and needs, and explore different money saving techniques.	
Workforce Readiness	Explore what it takes to get your first job, discover how to asses job possibilities in the community, create job scenarios, and recognize your personality traits.	Jefferson County Extension Office

Other projects in this area include: bowling, child development, fun & fitness, softball, breads, cake decorating, candy making, microwave, crocheting, quilting and wool spinning.

MECHANICAL SCIENCES

Project	Description	County-Wide Project Leader
Bicycles	Project members can learn the essentials for bicycling trips such as safety, road rules, and planning a pleasant ride. They can also find tips for choosing the right bicycle and proper maintenance.	
<u>Computers</u>	Project members will learn about hardware, software and components of the computer. Also, they will explore how computers work and understand the different features. You will have the chance to look at interactive websites.	
<u>Electricity</u>	In this project, youth understand how to use electricity, wire a simple circuit, work with electrical equipment, measure voltage, and build a circuit.	
Lego	Through this project youth have the chance to practice creativity and challenge their knowledge by building new creations from scratch and working together as a team.	Charles Johnson 920-342-9783
Small Engines	Youth interested in off-highway vehicles or snowmobiles should enroll in this project. Youth can learn about the parts of an engine, how to use diagnostic tools and the different careers related to engines.	
Tractors	Youth can identify parts of the tractor and understand basic maintenance of tractors. They can also research different safety features and learn safety rules.	
Woodworking	Youth will have the chance to safely practice when working with woods and tools. Also youth can learn how to properly sand and paint, identify proper tools and learn how to build hand drawn images.	

Other projects in this area include: automotive, flying, handyman, maintenance & repair, model cars, model railroads, model rocketry, off-highway vehicles, radio-controlled plane, remote-controlled cars, scale models, snowmobiling and welding.

OUTDOOR EDUCATION (NATURAL SCIENCES)

Project	Description	County-Wide Project Leader
Backpacking & Hiking	Plan a day hike, select items and plan the food. Learn to organize and pack a backpack, select appropriate clothing, prepare a first-aid kit, learn to use a compass and prepare for dangerous weather.	Sharon Schweitzer 920-650-7110
<u>Entomology</u>	Learn about insects, their behavior and life history. Youth will discover the parts of an insect's body as well as compare and contrast insects.	Sharon Schweitzer 920-650-7110
Exploring Your Environment	Youth interested in astronomy, conservation, geology, energy, weather, recycling, etc. should enroll in this project youth have the chance to learn about these areas and become excited with their environment.	Sharon Schweitzer 920-650-7110
<u>Fishing</u>	Youth have the chance to learn proper catching techniques, identify different types of bait, learn how to properly organize a tackle box and identify different types of fish.	Sharon Schweitzer 920-650-7110
<u>Forestry</u>	Identify forest types, forest products, and trees as well as determine the age of a tree by counting rings. In this project you will understand forest competition, and learn the life cycle of a tree.	Sharon Schweitzer 920-650-7110
Water	Identify water conservation and pollution issues. Explore issues in your home, community or school. Select an issue to focus on and develop and implement a plan.	Sharon Schweitzer 920-650-7110

Other projects in this area include: adventures, aquatic science, astronomy, bees, bicycling, birds, camping, canoeing, conservation, cross country skiing, downhill skiing, geology, home energy, maple syrup, recycling, reptiles, rock climbing, rock hound, science discovery, taxidermy, weather, wildflowers, wildlife, wildlife habitat and winter travel.

PLANT & SOIL SCIENCE

Project	Description	County-Wide Project Leader
Corn (Crops)	Learn about variety selection, germination and planting. Learn about nutrients, harvesting and storage. Explore uses and marketing strategies for corn.	Sharon Schweitzer 920-650-7110
Forage (Crops)	Establish and manage a forage crop. Scout fields for pests, diseases and nutrition shortages. Take an accurate forage sample. Study growing techniques.	Sharon Schweitzer 920-650-7110
Small Grains (Crops)	Explore types of grasses, including wheat, oats and barley. Learn about growing conditions and nutrients. Practice integrated pest management and compare production costs and marketing.	Sharon Schweitzer 920-650-7110
Flowers	Project members will learn to identify flower parts and their functions, give flower presentations, identify different flower types, and learn the basics about landscaping.	Sharon Schweitzer 920-650-7110
Fruits	Produce fruits from apples to berries. Select the best fruit cultivar for your home garden.	Sharon Schweitzer 920-650-7110
Home Grounds	Learn about seeding a lawn. Study proper lawn care and maintenance and explore fertilization and pest management techniques. Explore landscaping.	Sharon Schweitzer 920-650-7110
House Plants	Through this project youth will learn how to identify plant parts and their functions, grow house plants, and learn about plant pinching for propagation.	Sharon Schweitzer 920-650-7110
Plant Crafts	Plant crafts is a project where youth can learn how to make flower arrangements and corsages as well learn about plant materials and drying techniques.	Sharon Schweitzer 920-650-7110
Vegetables	Identify plant parts and their functions. Explore germination and start a plant from a cutting. Grow vegetables in containers. Plan an outdoor garden and prepare a vegetable exhibit for show.	Sharon Schweitzer 920-650-7110

Other projects in this area include: soybeans, weed management, herbs, [horticulture](#) and soil science.

SHOOTING SPORTS

Project	Description	County-Wide Project Leader
<u>Air Pistol</u>	Explore different air pistols. Learn basic safety rules and guidelines. Learn about marksmanship and shooting procedurs.	David Saxby 920-988-2542
<u>Air Rifle</u>	Explore different types of air rifles. Learn basic safety rules and range commands. Develop marksmanship. Learn various shooting positions used in competition.	David Saxby 920-988-2542
<u>Archery</u>	Learn the fundamentals of archery marksmanship. Learn rules and safety guidelines. Make archery equipment. Shoot with sights and different bows	David Saxby 920-988-2542
<u>Hunting</u>	Learn the history, philosophy and laws of hunting. Learn to plan and equip yourself for a hunt.	
<u>Muzzleloading</u>	Explore muzzleloading history. Study different muzzleloading guns and accessories. Learn how to clean a muzzleloader. Learn safety issues. <i>Ages: Only 12 years old and above can shoot powder burning guns</i>	David Saxby 920-988-2542
<u>Pistol</u> (<u>smallbore .22</u>)	Explore the history of different types of pistols. Learn basic safety rules and range commands. Develop marksmanship and shooting procedures <i>Ages: Only 12 years old and above can shoot powder burning guns.</i>	David Saxby 920-988-2542
<u>Rifle</u>	Explore rifle history and the different models. Learn to sight-in your rifle and score targets. Learn various shooting positions used in competition. Learn safe handling procedures and range rules <i>Ages: Only 12 years old and above can shoot powder burning guns.</i>	David Saxby 920-988-2542
<u>Shotgun</u>	Learn the basic safety issues with shotgun handling. Learn shooting fundamentals. Learn the proper way to carry a shotgun <i>Ages: Only 12 years old and above can shoot powder burning guns</i>	David Saxby 920-988-2542

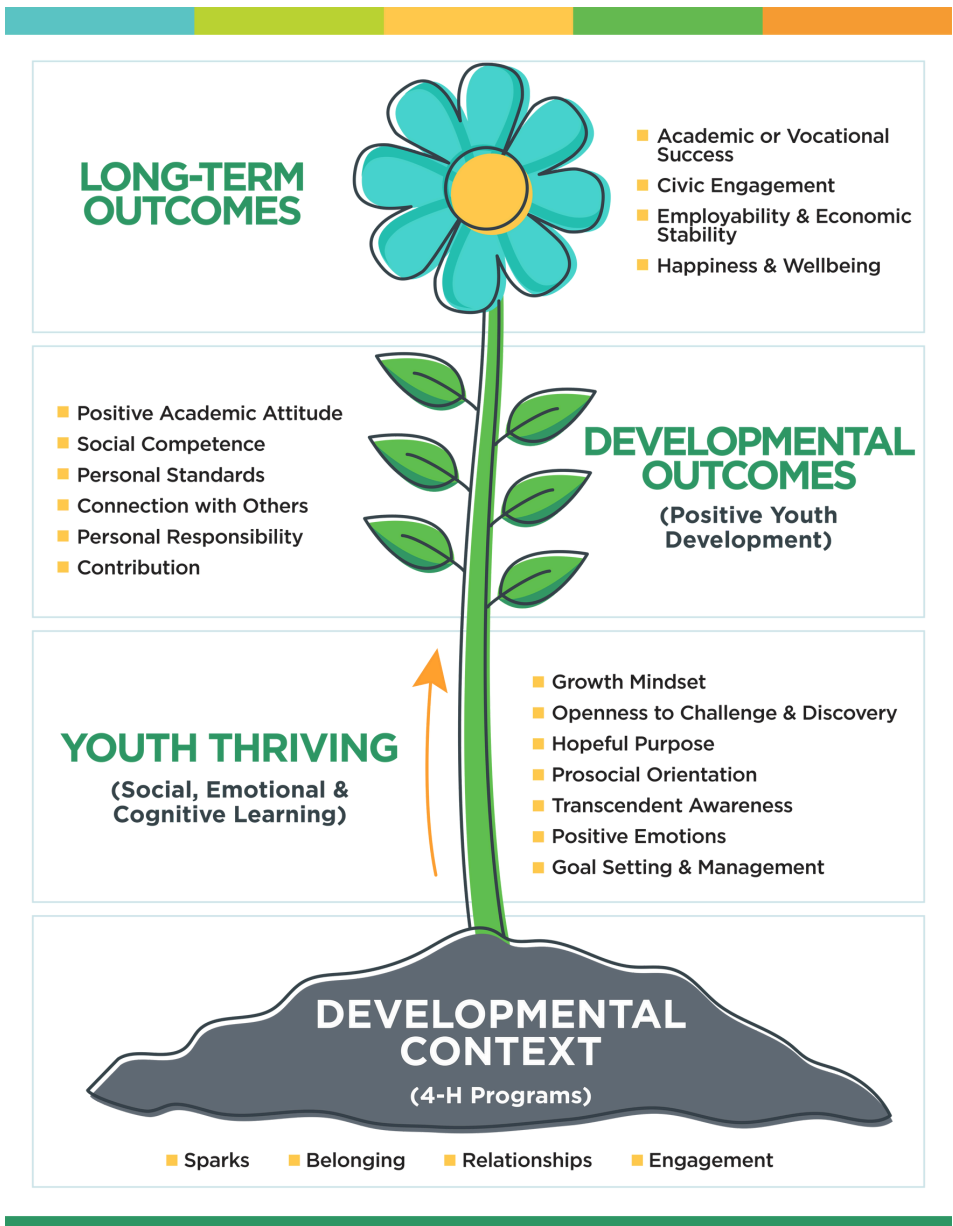
S.T.E.M. (SCIENCE, TECHNOLOGY, ENGINEERING, MATHEMATICS)

Project	Description	County-Wide Project Leader
<u>Aerospace</u> (<u>Rocketry</u>).	Youth will learn to build rockets based on level of experience, identify different types of air crafts, discover weather effects on flying, and explore aerospace careers.	Brett Hart 920-674-4963
<u>Robotics</u>	This project allows youth the chance to explore robotic functions and design as well as learn how to build robots from everyday items.	

Other projects in this area include: geospatial, geocaching, STEM exploring, science and wind energy.

YOUNGER MEMBERS

Project	Description	County-Wide Project Leader
<u>Cloverbuds</u>	This project is for the members in grades 5K through second grade. It allows them to learn about the 4-H project, try new things, and work on developing different skills when working with others.	Jefferson County Extension Office
Exploring	This project allows younger members to learn about the 4-H program and sample different projects that are available through the 4-H program.	



GLOSSARY

Achievement: Achievement in 4-H means a member completes all the membership requirements of the 4-H club for the year. Members should consult their club's bylaws and the Jefferson County 4-H constitution and bylaws for specific requirements.

Cloverbud: Members who join 4-H in grades 5K-2 are automatically enrolled in the Cloverbud Project. They will have hands-on experiences within a wide variety of project areas, which allows them to explore all that 4-H has to offer them.

Leaders: Adults 18 years and over working with 4-H members must be Youth Protection trained through the 4-H Leader Orientation as established by the University of Wisconsin-Extension, 4-H Youth Development Program. This includes all organizational (general), project, activity, independent leaders and chaperones. Leaders receive ongoing training opportunities and are covered by liability and accident insurance provided by the Leaders Association. Leaders need to re-enroll and sign the Adult Behavior Expectation Statement annually.

Club: 4-H clubs are a group of five or more youth (from three or more families) and at least one certified caring adult leader who takes part in an ongoing 4-H program. Clubs meet regularly throughout the year, are run by youth and have adult interaction and family involvement. Each club has written operating guidelines, bylaws or a constitution approved by members to govern the club or group.

Committees: Groups of members at the club or county level that come together with a specific purpose of planning, carrying out and evaluating activities or events. County committees combine youth and adults together and club committees usually have an adult mentor.

Club Meeting: 4-H clubs usually meet once per month. At a club meeting, clubs conduct business, have recreation or social activities, participate in project work, give demonstrations, do community service, or hold special interest programs. It is recommended that club meetings are held at a consistent time and are well publicized so that all members are able to attend.

Club Rules / Bylaws: 4-H clubs have a set of written rules for the operation of the club. Each member should become familiar with the club's rules early in the year. A copy needs to be on file at the UW-Extension office.

4-H Endowment Fund: The 4-H Endowment Fund exists to receive memorials, gifts and bequests for the support, expansion and promotion of the Jefferson County 4-H program. Donations can be made online at <http://wis4hfoundation.org/> (be sure to indicate that your donation is for the Jefferson County 4-H Endowment) or sent directly to the Wisconsin 4-H Foundation with a note requesting the money be part of the Jefferson County 4-H Endowment.

4-H Exhibit: An exhibit is an object or display created by a member to show what she/he has learned and accomplished through his/her project work. Exhibits can be presented or shown at the county or state fair, local businesses, libraries or other community settings.

4-H Family Newsletter: The 4-H Family Newsletter is a source of information for families to learn about opportunities, activities and workshops, deadlines, and other information about Jefferson County 4-H. Leaders, members and Extension staff may submit articles. The newsletter is assembled and distributed through the Extension, Jefferson County Office.

4-H Member: A youth in 3rd grade to one year out of high school who is enrolled in a 4-H club through the wi4honline.com system. Members must have paid dues and meet club requirements to be in good standings.

4-H Year: The 4-H year starts October 1 and ends September 30 of the following year. Activities and events that youth and their families participate in follow an annual calendar. Consult your 4-H Family Newsletter and club leaders for details.

Project Literature: 4-H member and leader manuals and other support materials are written by University professors and specialists using research-based information. These guides assist members and leaders in their project work and studies. Project literature can be found on the State 4-H Website by following this link: <https://fyi.uwex.edu/wi4hprojects/>

Record Book: The record book is a complete record of the member's activities for the current 4-H year. All 4-H activities should be entered in the record book. Members turn their record book in annually to their general leaders or the Extension Office. See the Record Book section for more detailed information.

Extension: EXT is an abbreviation for Extension Division of UW-Madison. Extension provides educational programming to county residents in the areas of 4-H Youth Development, Family Living, Agriculture and Community and Natural Resource Development.